



## Smartwatch for Senior/Elderly Using a Microcontroller

---

Ruchika Singh, Rupesh Yadav, Sanidhya Gupta and  
Shitanshu Rai

EasyChair preprints are intended for rapid  
dissemination of research results and are  
integrated with the rest of EasyChair.

April 12, 2022

# Smartwatch For Senior/Elderly using a Microcontroller

Dr.Ruchika Singh

*Department of Electrical and Electronics Engineering  
KIET Group of Institutions  
Ghaziabad, India*

Sanidhya Gupta

*Department of Electrical and Electronics Engineering  
KIET Group of Institutions  
Ghaziabad, India*

Rupesh Yadav

*Department of Electrical and Electronics Engineering  
KIET Group of Institutions  
Ghaziabad, India*

Shitanshu Rai

*Department of Electrical and Electronics Engineering  
KIET Group of Institutions  
Ghaziabad, India*

**Abstract- In India ,the current senior citizen population of 130 million is expected to grow more than double to 300 million to constitute 20 percent of the population[1].With a rapidly growing 60-plus population,India is faced with herculean task of providing senior-friendly urban infrastructure.Around 64% of adult fall prey to depression and loneliness in urban area.There is also been a significant increase in crime rate against senior citizens being left at home alone.Also,the senior population is most exposed and vulnerable to Covid-19 infections and fall ill often.This paper aims to develop a smartwatch equipped with health monitoring and fall detection techniques for elderly population using a microcontroller.The main component in used in this is an arduino which is a microntroller equipped/connected with sensors which can detect the health parameters such as pulse rate,body temperature etc.It also been equipped with fall detection technique which can detect the fall of user wearing the smartwatch and can send SOS to the caretakers concerned with that user.All the previous smartwatches are developed keeping in mind the general population,however this device is solely dedicated to the senior population and act as a health monitoring device.**

**Keyword- COVID-19, Smartwatch, Microcontroller, Arduino, SOS**

1. INTRODUCTION According to Mordor intelligence article on Global smartwatch market, 68.59 millions of smartwatches were produced in year 2020 which is expected to grow to 230 million unit by 2026[2].Now,this clearly speaks about the potential of smartwatches in today's world. Since

the reach of smartwatches are going to be increased, it becomes absolutely necessary to have smartwatches in market which caters to the need of different group of people. In our research paper we have discussed about developing a smartwatch that looks and fulfill the need and attention of senior population of this planet.

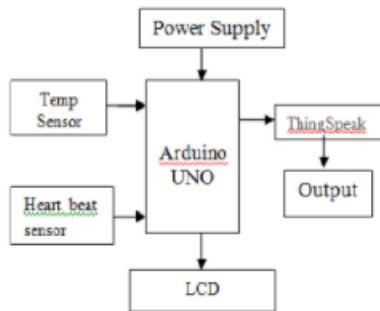
Since most of the smartwatches are equipped with a microcontroller combined with sensors to detect various parameters, a screen with which user interacts, which can be either a push button or touch screen, and this smartwatch in turn is connected to a smartphone, which is usually carried by the same user via Bluetooth or wi-fi[3]. The current smartwatches in market tracks various amounts of activities ,manage calls and notification and many more things.

Our proposed model is solely dedicated and designed for the purpose of monitoring and tracking the health activity and related complications in case of emergency. It uses an Arduino based microcontroller which is incorporated with Temperature sensor(LM 35),pulse rate sensor, ultrasonic sensor, accelerometer and gyroscope module which are used to record the body parameters. It can also detect the fall of user to the ground can send SOS in case of emergency to caretakers.

2. METHODOLOGY:

Our proposed design has multiple sensors which include: temperature sensor(LM 35),pulse rate

sensor, ultrasonic sensor, MPU6050 accelerometer and gyroscope module. A basic block diagram of our smart watch o is shown in Fig.



These sensors will collect the data and pass it through the Arduino and the Arduino will later send it to the Thing Speak server, and these data will be display through Liquid Crystal Display(LCD).

#### A. Sensors and Hardware:


##### 1.Pulse Rate Sensor:

This sensor works smoothly with Arduino, as the sensor clips on to the finger to measure heart rate[4]. The Heart shaped branding covers the front of the sensor. This is the side of your body that contacts your skin. On the front, there is a little round hole through which the LED shines from the back, as well as a small square slightly beneath the LED.Signal(S), Vcc(3 – 5 V), and GND are the three wires that come out of the sensor.



##### 2. LM35 Temperature Sensor

The LM35 is a linear analogue temperature sensor. The output of this device is proportional to the temperature (in degree Celsius). The operating temperature ranges from -55°C to 150°C[5]. Every oC rise or fall in temperature causes a 10mV change in the output voltage. It can be powered by either a 5V or a 3.3V supply, and its standby current is less than 60uA.



##### 3. Ultrasonic Sensor:

An ultrasonic sensor functions in the same way that sonar does. It uses sound waves to determine the distance between objects[6]. Sound waves are sent out at a given frequency and in a specific direction, and the receiver waits for the sound waves to return. The time it takes for a sound wave to return lets us figure out how far away an object is.




##### 4.ESP8266-01

The ESP8266 microcontroller is equipped with a Tensilica L106 32-bit RISC processor, which consumes very little power and runs at a maximum clock speed of 160 MHz[7]. The processing power is available for user application programming and development thanks to the Real-Time Operating System (RTOS) and Wi-Fi stack. A Tensilica 32-bit processor, standard digital peripheral interfaces, antenna switches, power amplifier, low noise receive amplifier, filters, and power management modules are all included. All of them are included in a single little packet. The ESP8266 uses a variety of unique technologies to achieve low power consumption. There are three modes of operation in the power-saving architecture: active mode, sleep mode, and deep sleep mode. This enables battery-powered designs to run for longer periods of time. Because of its wide operational temperature range, the ESP8266 can perform reliably in industrial situations. The chip provides dependability, compactness, and robustness because to highly integrated on-chip functionalities and a low number of external discrete components.

##### 5. Arduino UNO

The Arduino Uno is an ATmega328-based microcontroller board. There are 14 digital input/output pins (six of which can be used as PWM outputs), six analogue inputs, a 16 MHz ceramic resonator, a USB connection, a power jack, an ICSP header, and a reset button on the board. It comes with everything you need to get started with the microcontroller; simply plug it into a computer with a USB wire or power it with an AC-to-DC adapter or battery. The Uno is unique in that it does not employ the FTDI USB-to-serial driver chip found on previous boards[8].

Instead, it uses an Atmega16U2 that has been coded as a USB-to-serial converter. It is possible to communicate with the PC or computer using this method. The name "Uno" comes from the Italian word "uno," which means "one." It was chosen to commemorate the imminent release of Arduino 1.0. Because most sensors deliver their output in analogue form, there is no need to interface an external ADC with the Arduino board to communicate with the sensor. This board is very simple to programme because no external programmer or burner is required to burn the programme into the microcontroller. Because it includes 32KB of flash memory, the user's software can be saved and customised to meet their needs.



### 3. RESULT:

In our research paper we have developed the Smartwatch for elderly people and presented initial findings from Simulation on spice with circuit having Ultrasonic Sensor, ESP8266 microcontroller, accelerometer, oximeter, heart rate sensor, LM35 temperature sensor. Based on the result we determined the criteria for an elderly person in trouble by setting up the limits on the different sensors used. The watch keeps calling the numbers in sequential order until the call is answered. It has a feature of continuously warning the person if he is in close range of a covid infected person.

### 4. REFERENCES:

- [1] "How India can prepare to take care of its senior citizen using tech"  
[https://www.business-standard.com/article/health/how-india-can-prepare-to-take-care-of-its-senior-citizens-using-tech-120011101094\\_1.html](https://www.business-standard.com/article/health/how-india-can-prepare-to-take-care-of-its-senior-citizens-using-tech-120011101094_1.html)
- [2] "Global smartwatch market- Growth, trends, covid-1p impact and forecast"  
<https://www.mordorintelligence.com/industry-reports/smartwatch-market>
- [3] "How does a smartwatch work?"  
<https://www.coolblue.nl/en/advice/how-does-smartwatch-work.html>
- [4] "Pulse rate sensor"  
<https://www.rohm.com/electronics-basics/sensor/pulse-sensor>
- [5] " LM temperature sensor"  
<https://www.dnatechindia.com/LM35-Temperature-Sensor-Basics.html#:~:text=LM35%20is%20an%20integrated%20analog,trimming%20to%20provide%20typical%20accuracies.>
- [6] "Understanding how ultrasonic sensor works"  
<https://www.maxbotix.com/articles/how-ultrasonic-sensors-work.htm>
- [7] "Getting started with ESP2866-01"  
<https://www.instructables.com/Getting-Started-With-the-ESP8266-ESP-01/>
- [8] "Arduino uno"  
<https://www.arduino.cc/en/main/arduinoBoardUno>